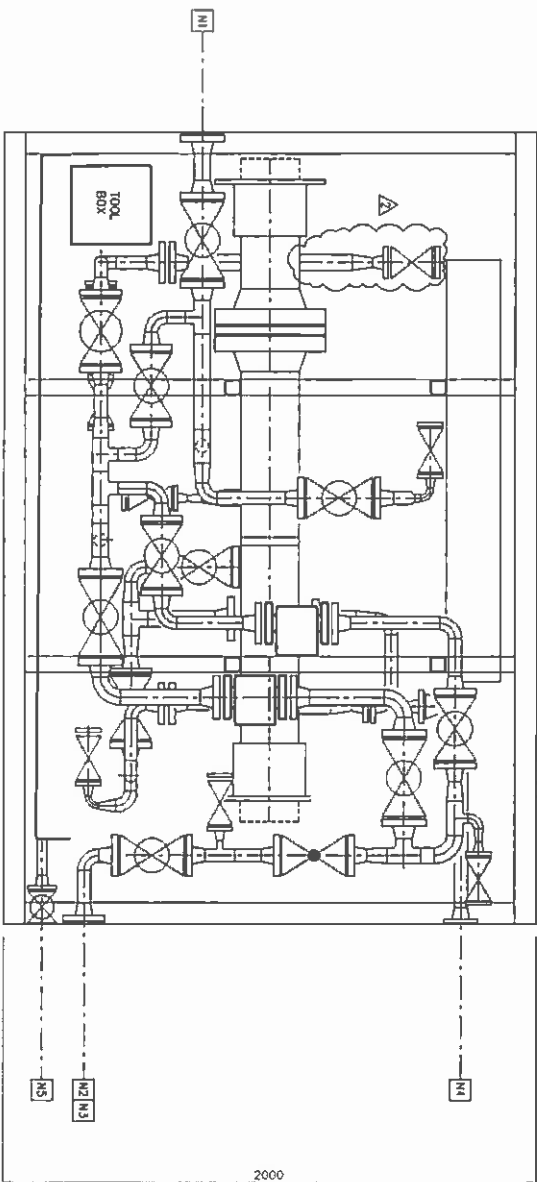
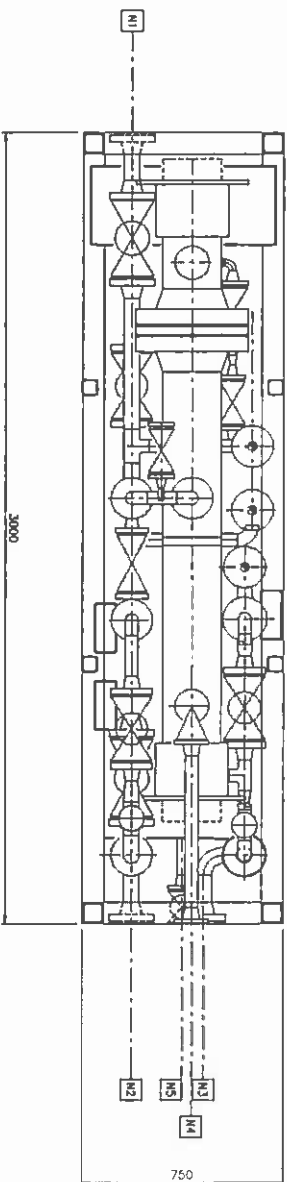


NOZZLE SCHEDULE

M/R	SERVICE	SIZE
M1	PRODUCED WATER MFLT	2" 600# RTJ
M2	REJECT	1 1/2" 600# RTJ
M3	OUTLET TO PLATFORM PRODUCED WATER	2" 500# RTJ
M4	VENT TO SAFE LOCATION	1 1/2" 150#/ RF
M5	SWD DRAIN	1" 150# RF



VIEW



PLAN

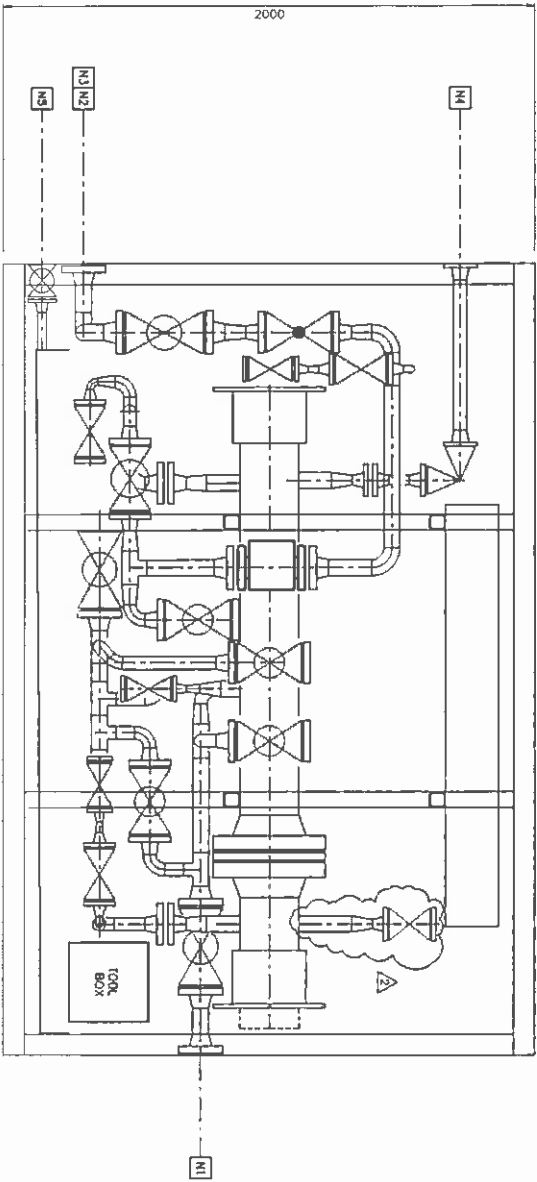


PROCESS ENGINEERING A/S

PARALIM Industriemiljø
 Tlf: (+45) 88 22 40
 Fax: (+45) 88 22 41
 E-mail: read@read.dk

Company: **READ**
 Project: **HYDROCYCLONE**
 Eng. Consultant: **READ PROCESS ENGINEERING A/S**
 Document No.: **GENERAL ARRANGEMENT**
TEST RIG
HYDROCYCLONES

Project Drawing No.	Revision	Sheet	Scale
11525	2	1	1:0
C.A.D. DRAWING FILE NAME			ON A1
11525-1 DWG	READ DOC. NO.		
CAD FILE No.	5004	- 61	
1 of 2			



VIEW A - A

2	22/04	REVISED FOR PRODUCTION	20/11/04
1	10/04	ISSUED FOR PRODUCTION	09/04/04
1	10/04	DESIGN	09/04/04
1	10/04	ISSUED FOR PRODUCTION	09/04/04



READ ENGINEERING A/S
 PÅSÅLUND Industriby
 11, (ØS) 58 23 40
 Tel. +45 397 1400 Fax (ØS) 33 33 22

Company: **READ**
 Project: **HYDROCYCLONE**
 Eng. Controller: **READ PROCESS ENGINEERING A/S**
 Drawn: **GENERAL ARRANGEMENT**

Order/Rev. Title: **TEST RIG**
HYDROCYCLONES

Project Drawing No.	Revision	Sheet	Sheet
11525	2	2	10
C.A.D. DRAWING FILE NAME		READ DOC. NO.	
11525-2 . DWG		5004 - 61	

C.A.D. FILE NAME: 11525-2 . DWG
 2 of 2
 PECO No.